

The Len Anderson Memorial Bluebird Trail

2020 Year End Stats

16	39	114	70	60
Total Nest Sites	Total Nest Attempts	Total Eggs	Total Young	Total Fledglings

Species Stats

Species	Total # of nest attempts	Total # of eggs	Total # of nestlings	Total # of fledglings	Nest attempts with at least one fledgling	Nesting success rate
Eastern Bluebird	13	53	40	34	8	61.54%
Tree Swallow	3	13	8	4	2	66.67%
House Wren	8	38	17	17	5	62.50%
Black-capped Chickadee	1	0	0	0	0	0.00%
<i>House Sparrow</i>	7	1	0	0	0	0.00%

Site Visits

Location	Visits	Visits 2019
Beeman Creek	20	15
Bike Path	35	25
Memorial Park	17	23
Peanut Line	17	16
Niagara Co. Golf Course*	11	N/A

Annual Bluebird Nesting Success Rate

■ Nesting success rate

77.78%

46.15%

80.00%

80.00%

68.75%

53.33%

50.00%

61.54%

2013

2014

2015

2016

2017

2018

2019

2020

Annual Bluebird Nesting Success Rate

■ Nesting success rate

77.78%

46.15%

80.00%

80.00%

68.75%

53.33%

50.00%

61.54%

2013

2014

2015

2016

2017

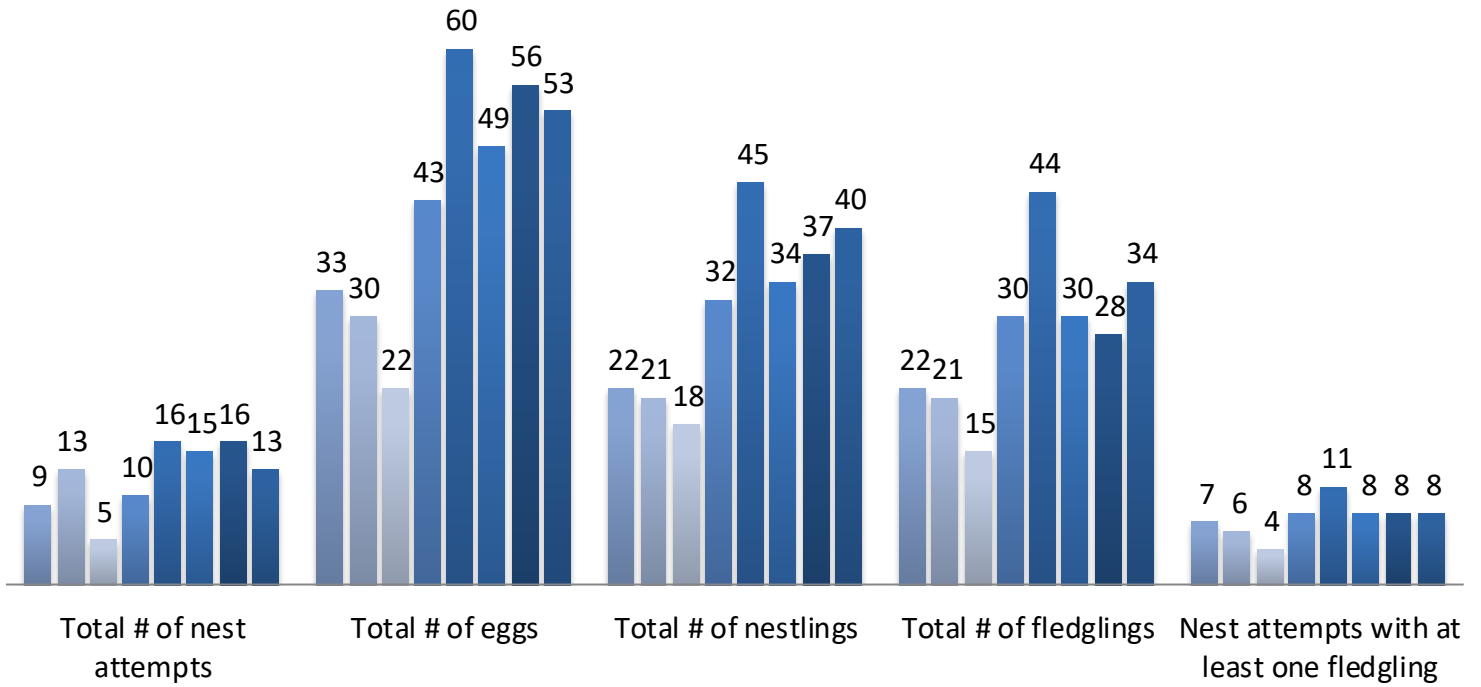
2018

2019

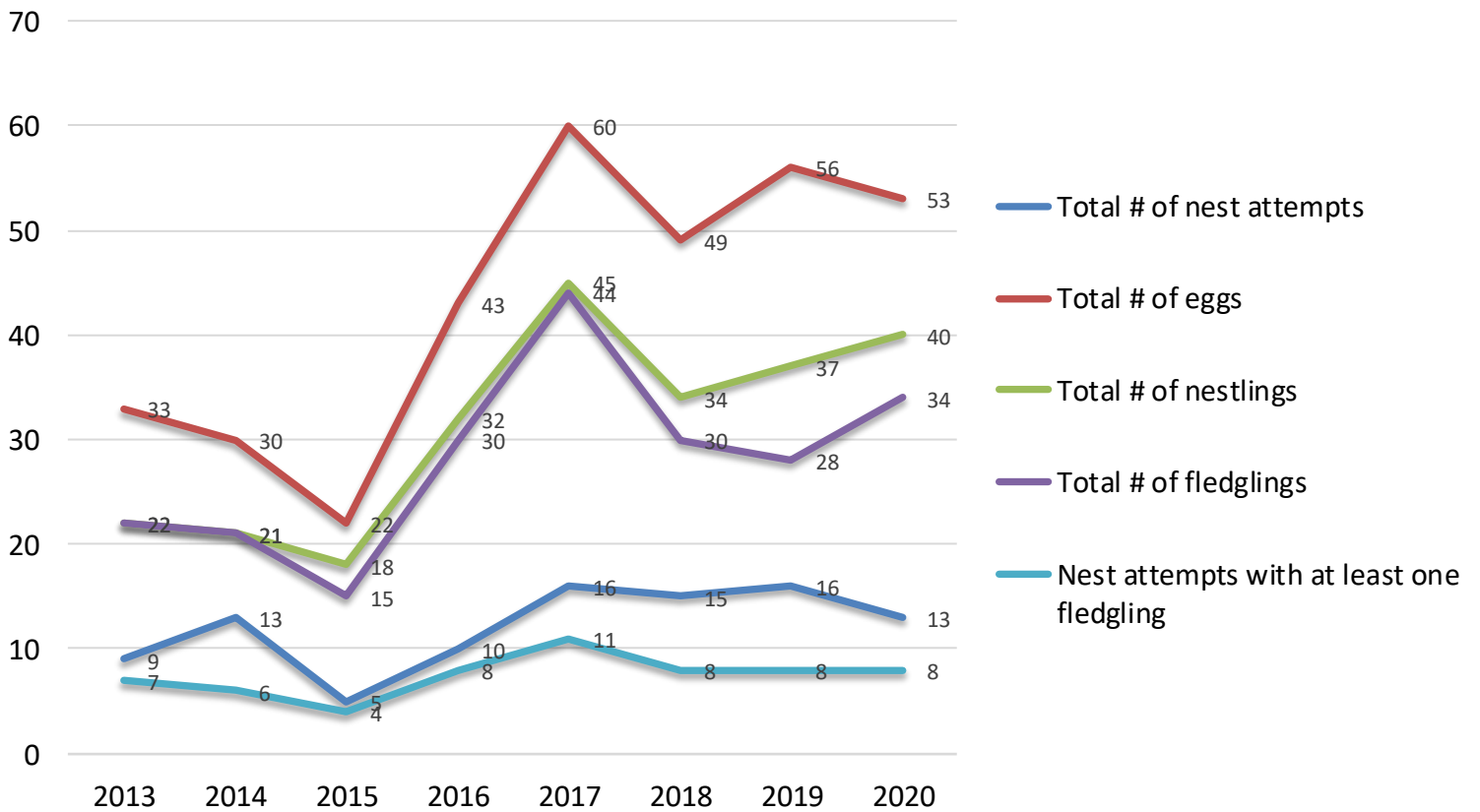
2020

Annual Bluebird Nesting Data

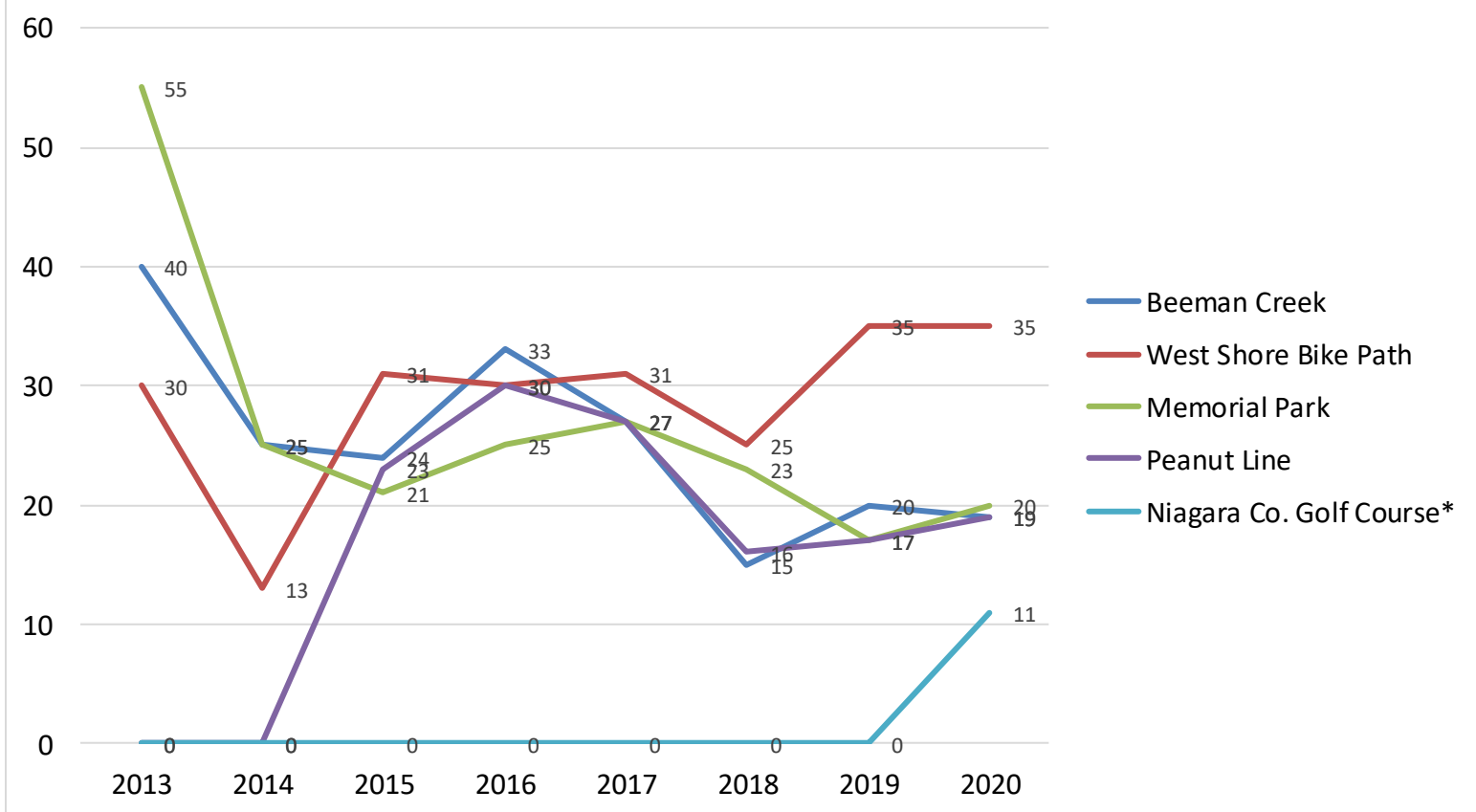
■ 2013
 ■ 2014
 ■ 2015
 ■ 2016
 ■ 2017
 ■ 2018
 ■ 2019
 ■ 2020



Annual Bluebird Nesting Data



Visits To Nestboxes Per Year



*Due to inconsistencies in data collection, numbers from the Niagara County Golf Course are not listed in the first four graphs. Only the number of nestbox visits is displayed in the graph above.