

The Len Anderson Memorial Bluebird Trail

2021 Year End Stats Erie County Sites

16	47	125	71	70
Total Nest Sites	Total Nest Attempts	Total Eggs	Total Young	Total Fledglings

Species Stats

Species	Total # of nest attempts	Total # of eggs	Total # of nestlings	Total # of fledglings	Nest attempts with at least one fledgling	Nesting success rate
Eastern Bluebird	16	55	40	39	10	62.50%
Tree Swallow	10	27	10	10	2	20.00%
House Wren	8	43	21	21	5	62.50%
Black-capped Chickadee	0	0	0	0	0	0.00%
<i>House Sparrow</i>	2	0	0	0	0	0.00%

Site Visits

Location	Visits	Visits 2020
Beeman Creek	15	20
Bike Path	34	35
Memorial Park	21	17
Peanut Line	15	17
Niagara Co. Golf Course*	20	11

The Len Anderson Memorial Bluebird Trail

2021 Year End Stats NCGC

24	103	319	41	25
Total Nest Sites	Total Nest Attempts	Total Eggs	Total Young	Total Fledglings

Species Stats

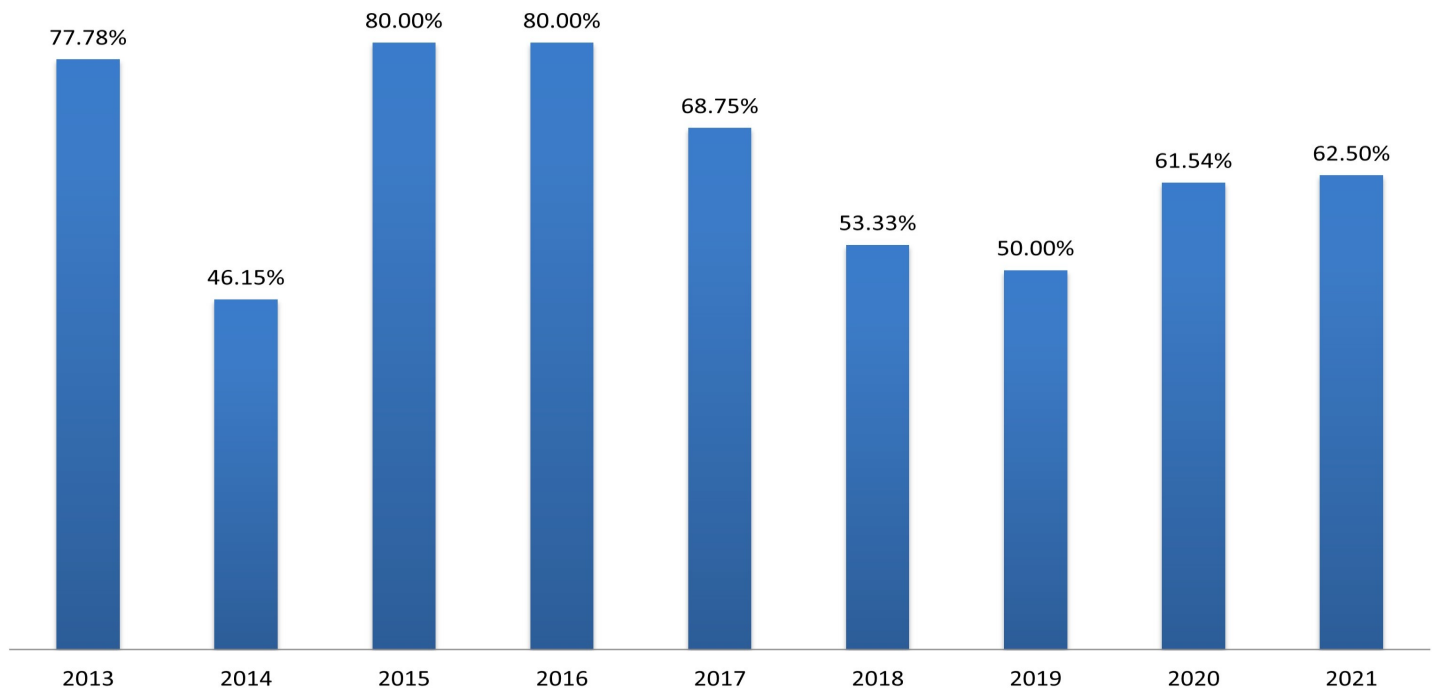
Species	Total # of nest attempts	Total # of eggs	Total # of nestlings	Total # of fledglings	Nest attempts with at least one fledgling	Nesting success rate
Eastern Bluebird	23	162	41	25	6	26.09%
Tree Swallow	2	6	0	0	0	0.00%
House Wren	2	0	0	0	0	0.00%
Black-capped Chickadee	1	4	0	0	0	0.00%
<i>House Sparrow</i>	75	147	0	0	0	0.00%

Site Visits

Location	Visits	Visits 2020
Beeman Creek	15	20
Bike Path	34	35
Memorial Park	21	17
Peanut Line	15	17
Niagara Co. Golf Course*	20	11

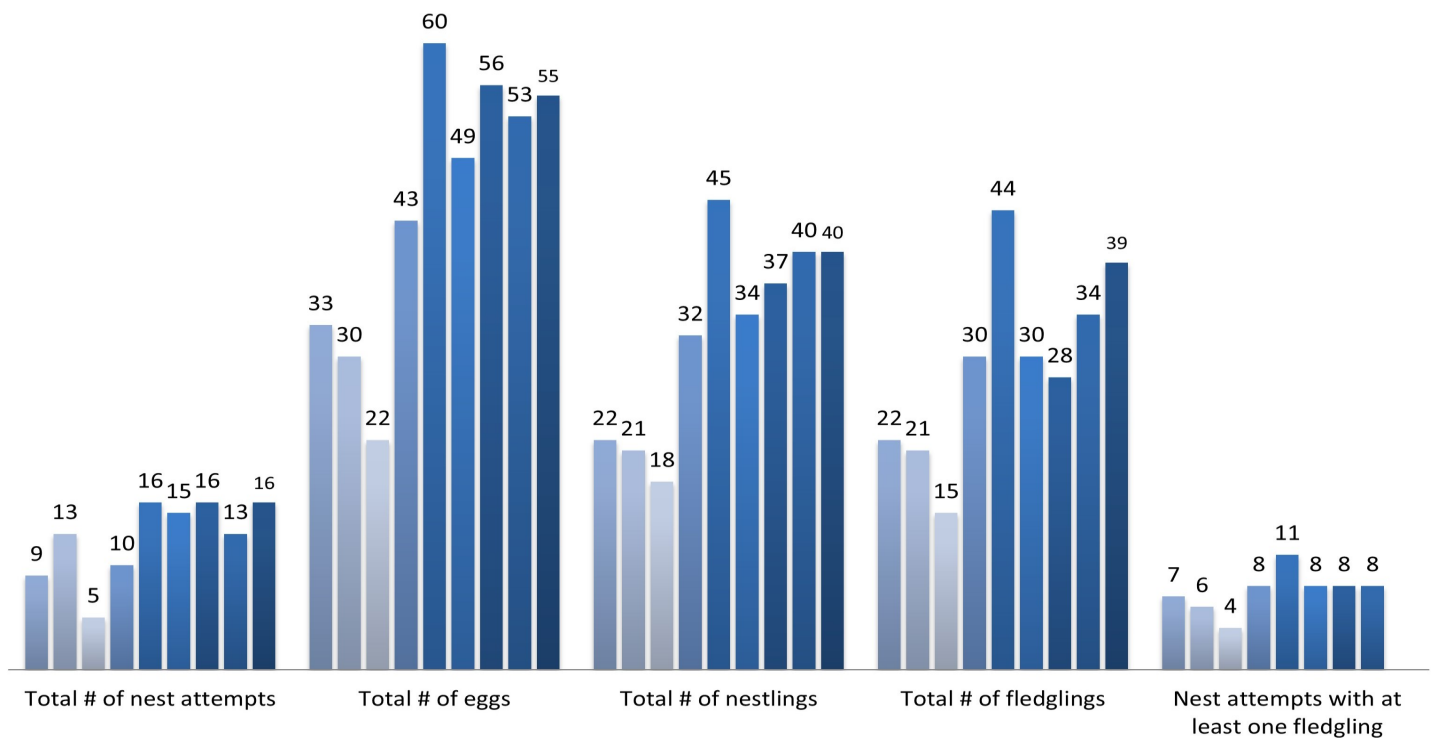
Annual Bluebird Nesting Success Rate

■ Nesting success rate

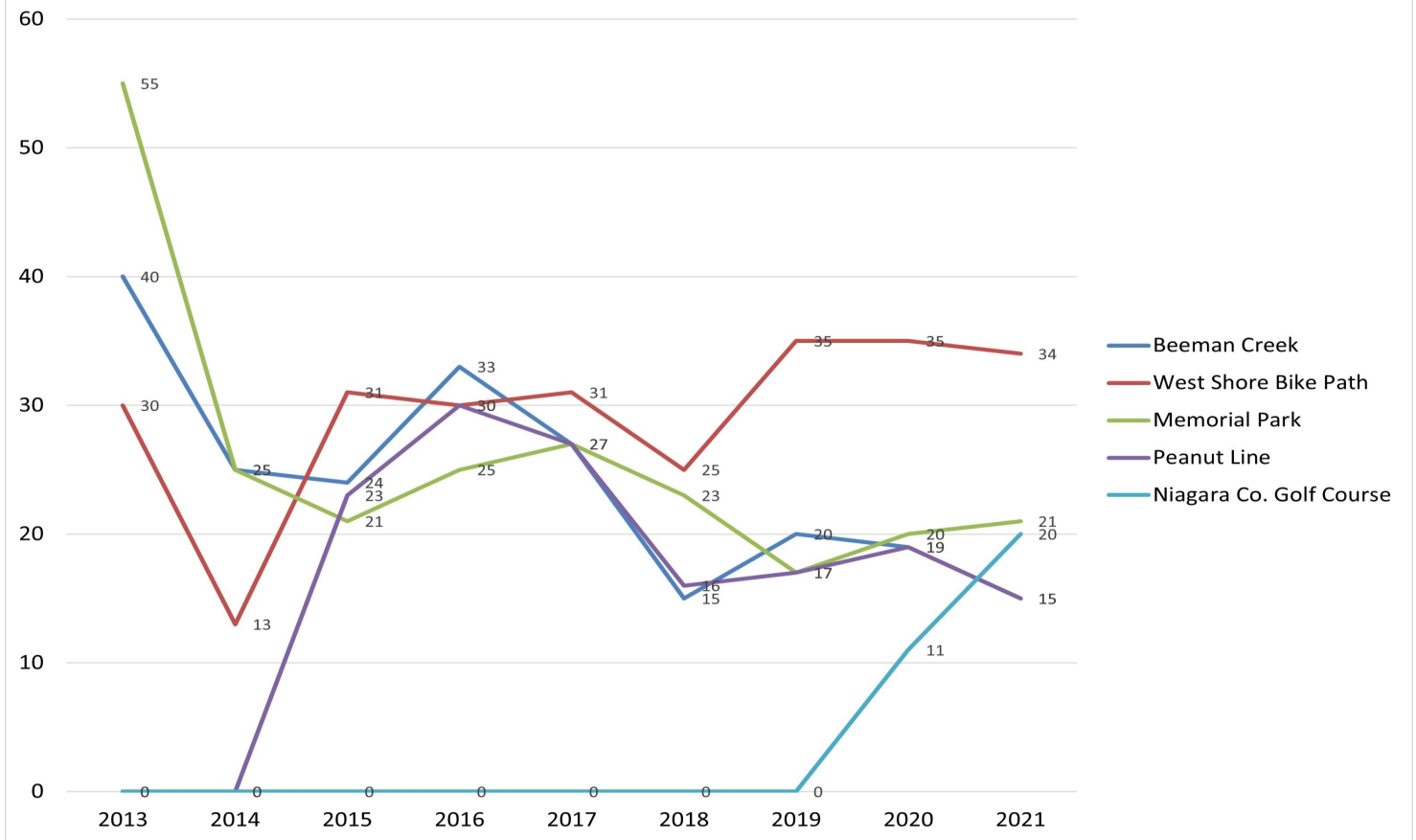


Annual Bluebird Nesting Data

■ 2013 ■ 2014 ■ 2015 ■ 2016 ■ 2017 ■ 2018 ■ 2019 ■ 2020 ■ 2021



Visits To Nestboxes Per Year



*Not enough data was collect to chart the nestboxes at the Niagara County Golf Course along with the ones located in Erie County. The bar graphs represent Erie County nestbox totals only.