

# The Len Anderson Memorial Bluebird Trail

## 2025 Year End Stats Erie County Sites

<b>20</b>	<b>40</b>	<b>132</b>	<b>93</b>	<b>82</b>
Total Nest Sites	Total Nest Attempts	Total Eggs	Total Young	Total Fledglings

## Species Stats

Species	Total # of nest attempts	Total # of eggs	Total # of nestlings	Total # of fledglings	Nest attempts with at least one fledgling	Nesting success rate
Eastern Bluebird	15	57	42	33	10	66.67%
Tree Swallow	11	38	20	18	5	45.45%
House Wren	11	37	31	31	5	45.45%
Black-capped Chickadee	1	0	0	0	0	0.00%
<i>House Sparrow</i>	2	0	0	0	0	0.00%

## Site Visits

County	Location	Visits	Visits 2024
Erie	Beeman Creek	13	18
Erie	Clarence Nature Center*	19	29
Erie	Memorial Park	18	19
Erie	Peanut Line	11	18
Niagara	Niagara Co. Golf Course	41	23
Erie	Westshore Bike Path	20	37

\*New site location with four nestboxes installed in 2024.

# The Len Anderson Memorial Bluebird Trail

## 2025 Year End Stats Niagara County Sites

<b>24</b>	<b>43</b>	<b>123</b>	<b>86</b>	<b>81</b>
Total Nest Sites	Total Nest Attempts	Total Eggs	Total Young	Total Fledglings

## Species Stats

Species	Total # of nest attempts	Total # of eggs	Total # of nestlings	Total # of fledglings	Nest attempts with at least one fledgling	Nesting success rate
Eastern Bluebird	17	56	35	36	12	70.59%
Tree Swallow	14	67	51	45	11	78.57%
House Wren	0	0	0	0	0	0.00%
Black-capped Chickadee	0	0	0	0	0	0.00%
<i>House Sparrow</i>	12	0	0	0	0	0.00%

## Site Visits

County	Location	Visits	Visits 2024
Erie	Beeman Creek	13	18
Erie	Clarence Nature Center*	19	29
Erie	Memorial Park	18	19
Erie	Peanut Line	11	18
Niagara	Niagara Co. Golf Course	41	23
Erie	Westshore Bike Path	20	37

\*New site location with four nestboxes installed in 2024.

# The Len Anderson Memorial Bluebird Trail

## 2025 Year End Stats All Sites

<b>44</b>	<b>83</b>	<b>255</b>	<b>179</b>	<b>163</b>
Total Nest Sites	Total Nest Attempts	Total Eggs	Total Young	Total Fledglings

## Species Stats

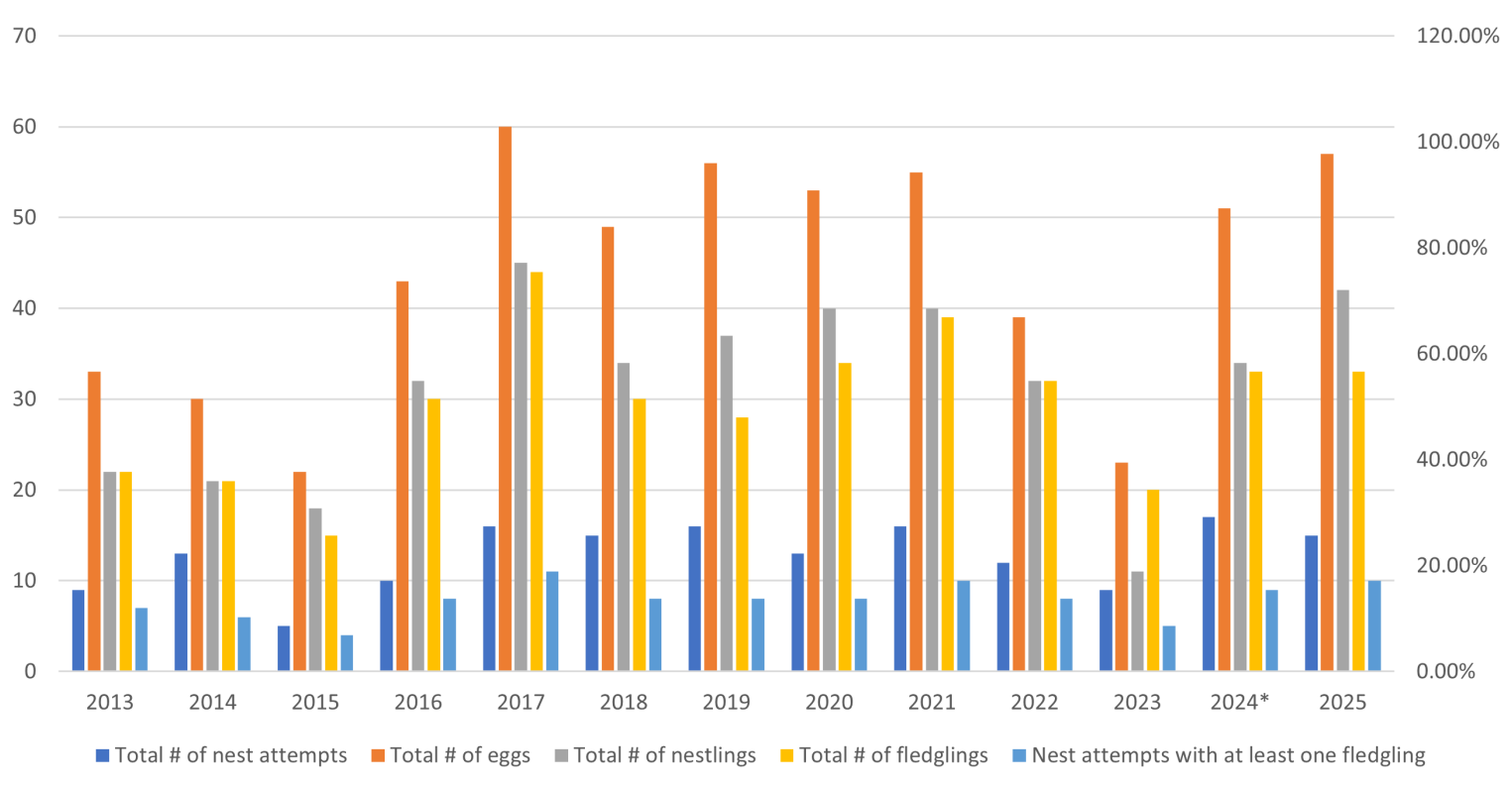
Species	Total # of nest attempts	Total # of eggs	Total # of nestlings	Total # of fledglings	Nest attempts with at least one fledgling	Nesting success rate
Eastern Bluebird	32	113	77	69	22	68.75%
Tree Swallow	25	105	71	63	16	64.00%
House Wren	11	37	31	31	5	45.45%
Black-capped Chickadee	1	0	0	0	0	0.00%
<i>House Sparrow</i>	14	0	0	0	0	0.00%

## Site Visits

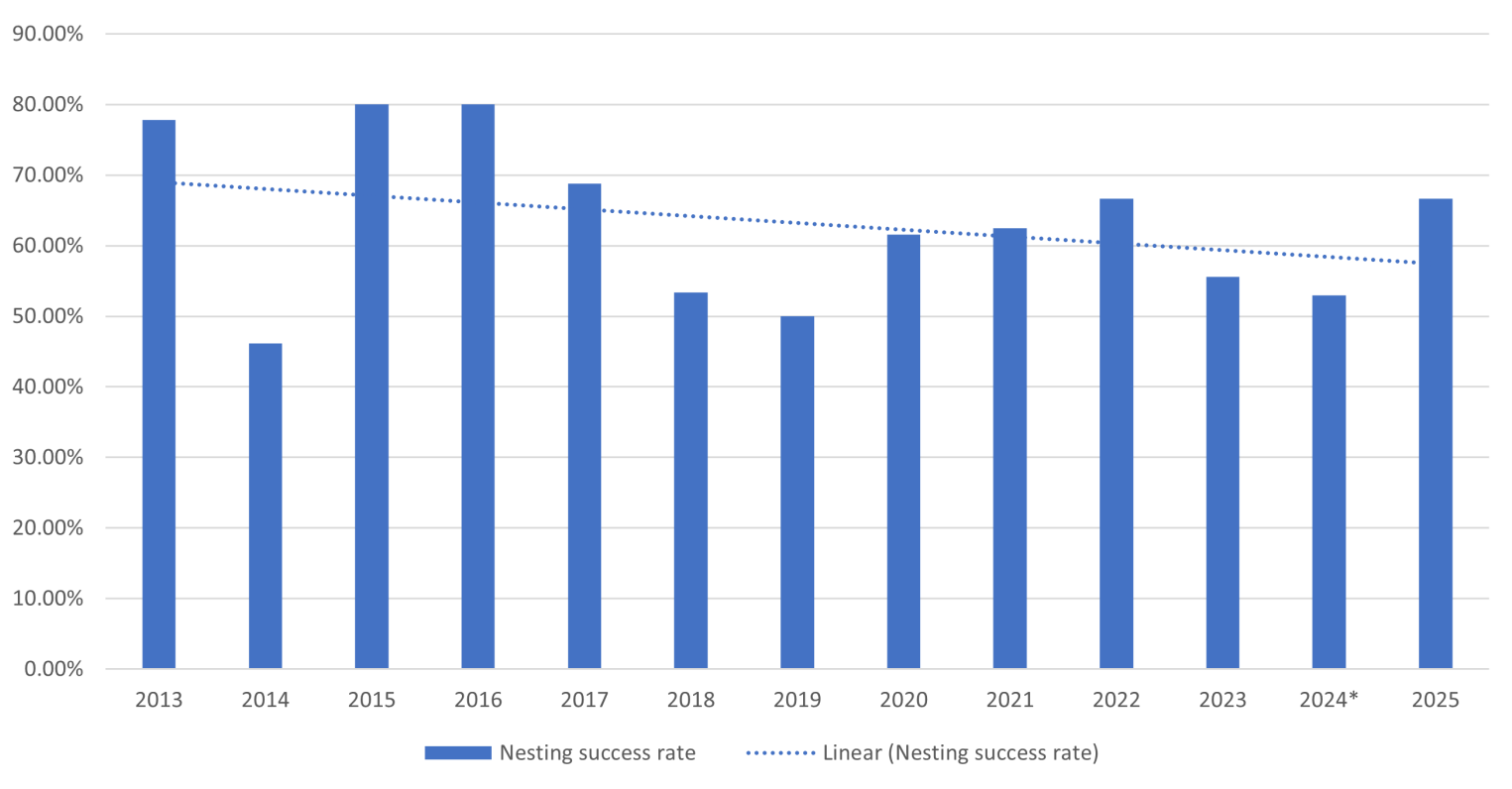
County	Location	Visits	Visits 2024
Erie	Beeman Creek	13	18
Erie	Clarence Nature Center*	19	29
Erie	Memorial Park	18	19
Erie	Peanut Line	11	18
Niagara	Niagara Co. Golf Course	41	23
Erie	Westshore Bike Path	20	37

\*New site location with four nestboxes installed in 2024.

Annual Bluebird Nesting Data - Erie Co.



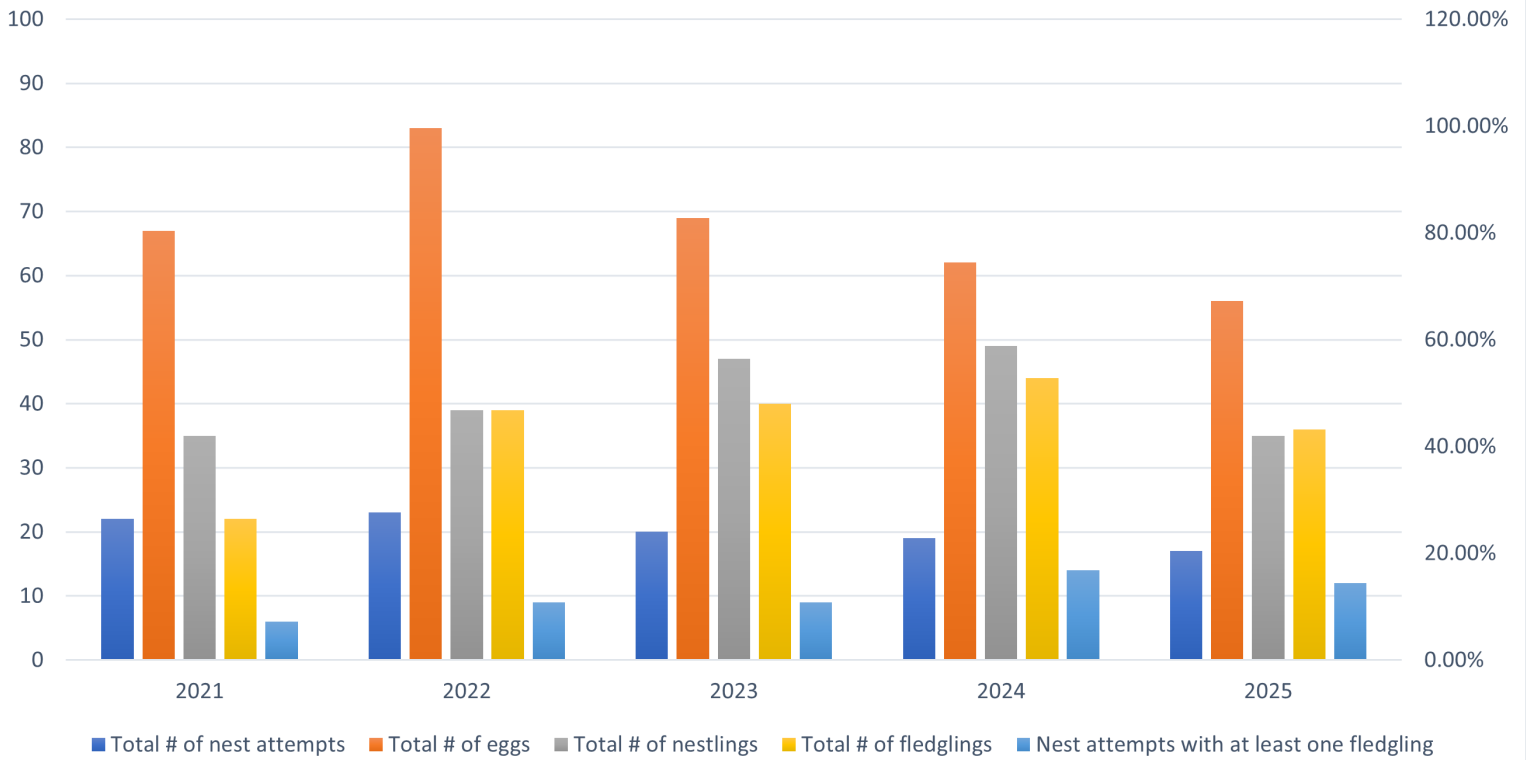
Annual Bluebird Nesting Success Rate - Erie Co.



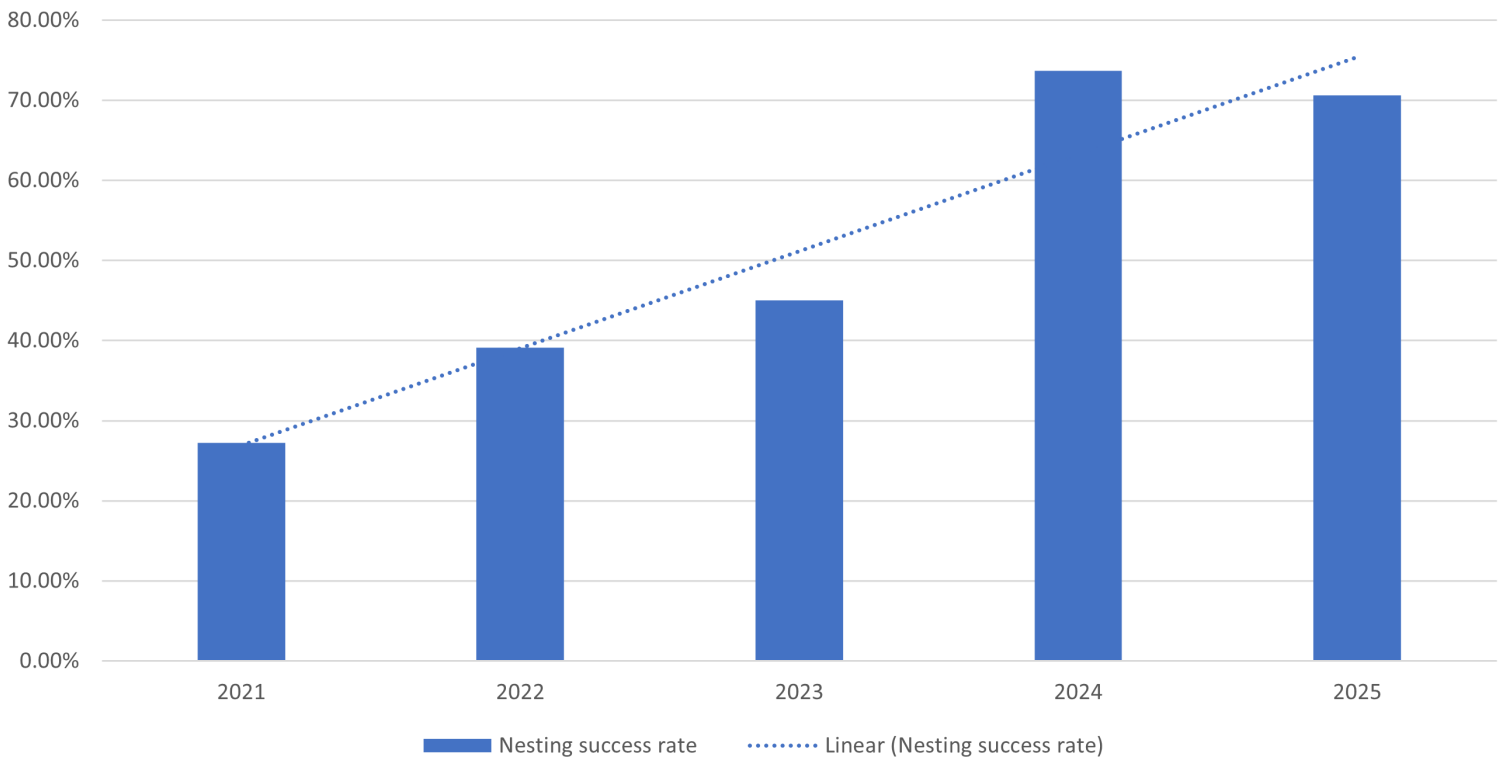
Nesting success rate is the percentage of nest attempts with at least one fledgling out of the total number of nest attempts.

\*New site location with four nestboxes installed in 2024.

Annual Bluebird Nesting Data - Niagara Co.

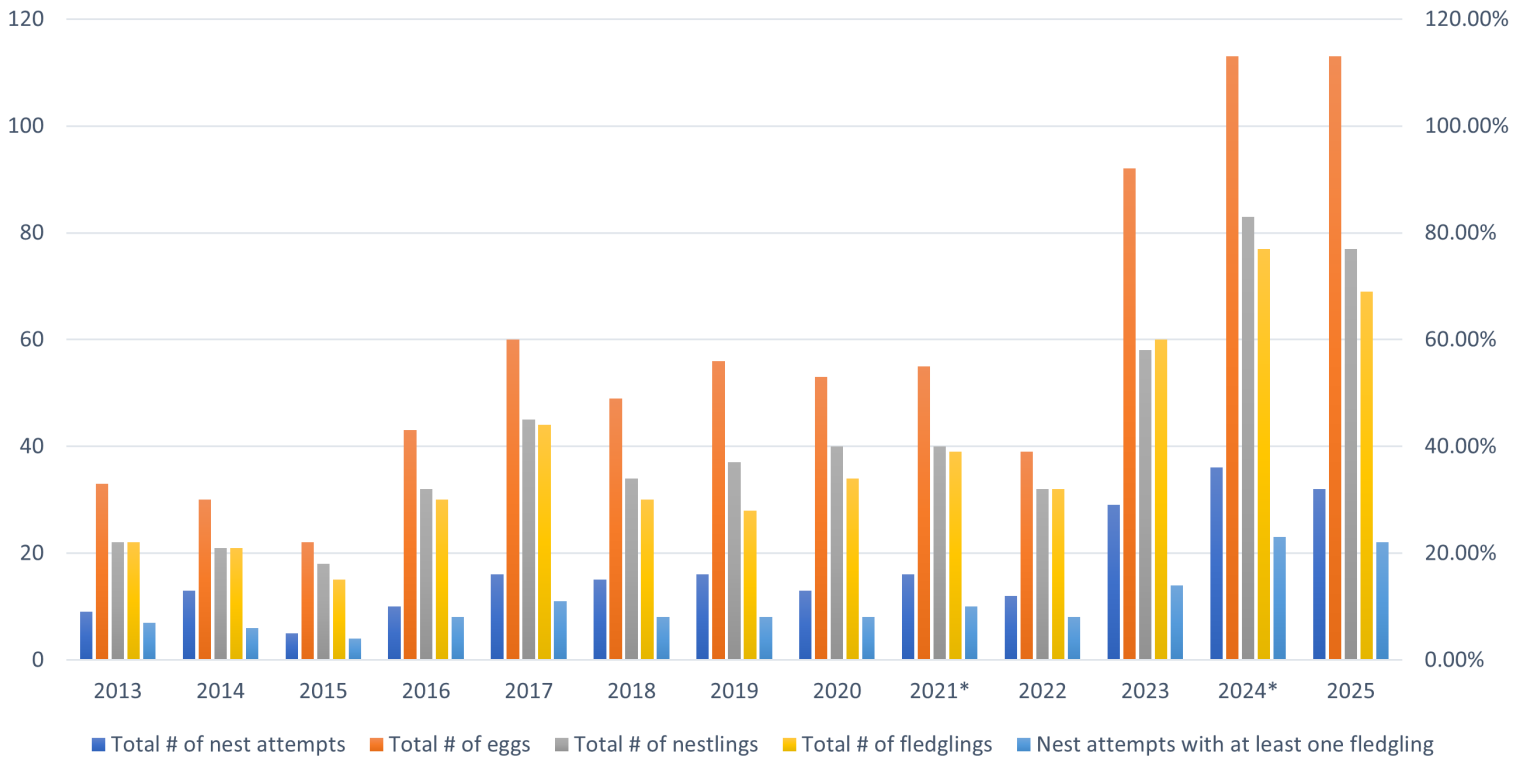


Annual Bluebird Nesting Success Rate - Niagara Co.

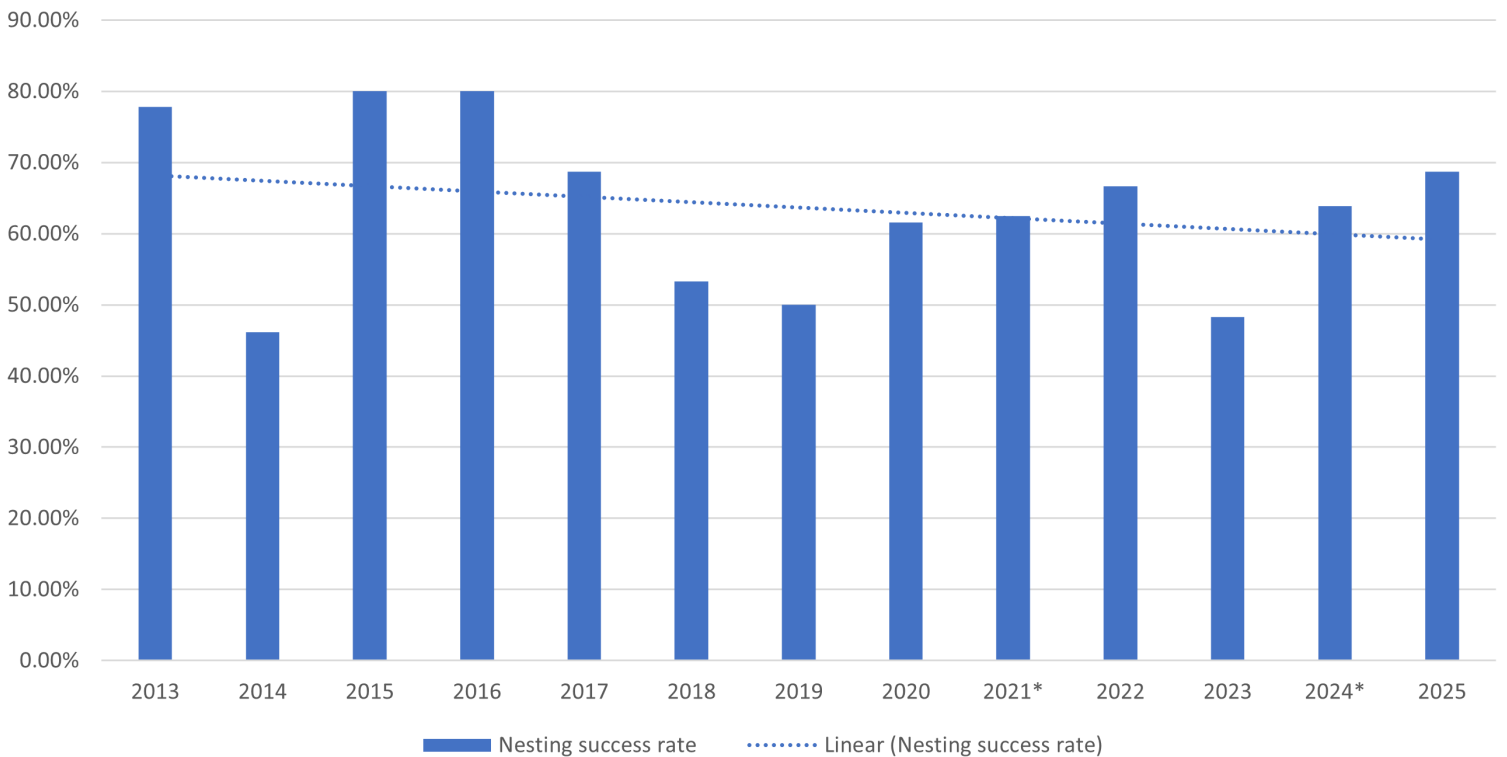


Nesting success rate is the percentage of nest attempts with at least one fledgling out of the total number of nest attempts.

### Annual Bluebird Nesting Data - All Counties



### Annual Bluebird Nesting Success Rate - All Counties



Nesting success rate is the percentage of nest attempts with at least one fledgling out of the total number of nest attempts.

\*New site locations added to trail: 24 nest boxes installed in Niagara Co. in 2021 and 4 nest boxes installed in Erie Co. in 2024.

**The trail aided in the fledging of 501 Eastern Bluebirds since its inception in 2013.**